


BEFORE ASSEMBLY, PLACE PRODUCT ON A CLEAN, SOFT SURFACE
 BITTE PRODUKT AUF EINEN WEICHEN, SAUBEREN UNTERGRUND LEGEN ZUM MONTIEREN
 PLAATS HET PRODUCT OP EEN ZACHTE, SCHONE ONDERGROND T.B.V. MONTAGE
 POUR ASSEMBLER, POSEZ LE PRODUIT SUR UNE SURFACE DOUCE ET PROPRE
 PARA MONTAJE, PONE EL PRODUCTO A UNA SUPERFICIE SUAVE Y LIMPIA

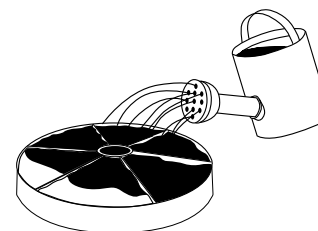


HARTMAN VULBARE PARASOLVOET 25 KG
ART. NR. 19.025.028

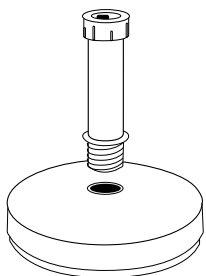
STEP 1



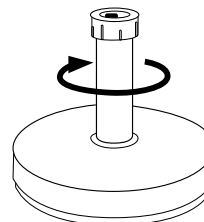
STEP 2

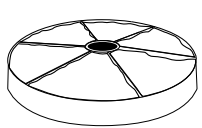
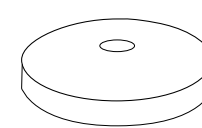
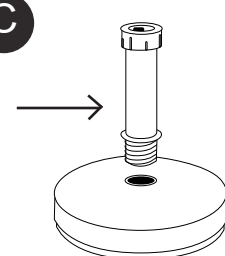


STEP 3



STEP 4



<p>A</p>  <p>1X</p>		<p>B</p>  <p>1X</p>		<p>C</p>  <p>1X</p>					
---	--	---	--	--	--	--	--	--	--